



# Methacton School District (PA)

Staff Survey  
Fall 2024



# Summary

Topic Description	Results
Leadership	85% ▼ 6 since last survey
Professional Development	93% ▼ 1 since last survey
School Climate Perceptions of the overall social and learning climate of the school.	92% ▼ 4 since last survey
Technology	72% ▼ 1 since last survey

252 responses



## Leadership

Your average

**85%**

252 responses

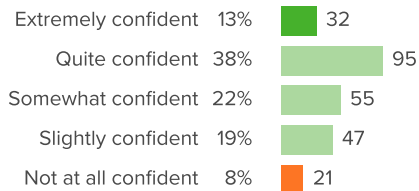
Change

▼ **6**

since last survey

### How did people respond?

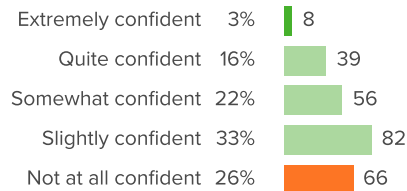
#### Q.1: How confident are you that your school leaders have the best interests of the school in mind?



▼ **3** from last survey

Favorable: **92%**

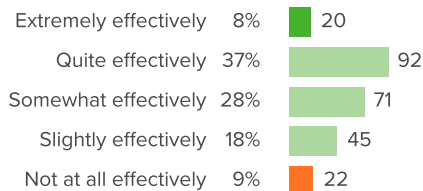
#### Q.2: How confident are you that your district leaders have the best interests of the school in mind?



▼ **8** from last survey

Favorable: **74%**

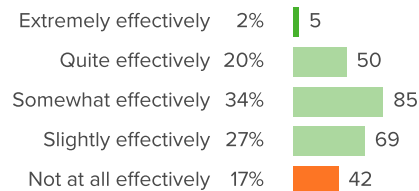
#### Q.3: How effectively do school leaders communicate important information to you?



▼ **3** from last survey

Favorable: **91%**

#### Q.4: How effectively do district leaders communicate important information to you?



▼ **8** from last survey

Favorable: **83%**



## Professional Development

Your average

**93%**

252 responses

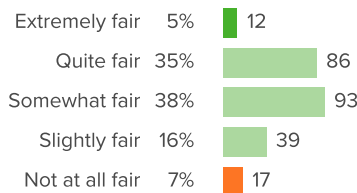
Change

▼ **1**

since last survey

How did people respond?

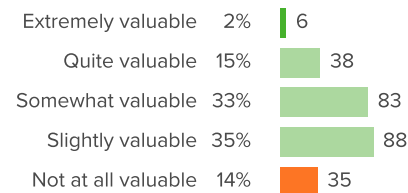
**Q.1: At your school, how fair is the way staff are assessed?**



▼ **2** from last survey

Favorable: **93%**

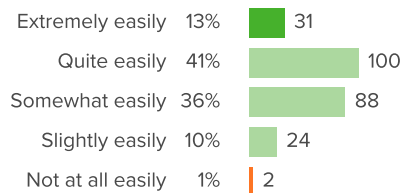
**Q.2: At your school, how valuable are the available professional development opportunities?**



▼ **4** from last survey

Favorable: **86%**

**Q.3: When a sensitive issue of diversity arises in class, how easily can you think of strategies to address the situation?**



▲ **3** from last survey

Favorable: **99%**



## School Climate

Your average

**92%**

252 responses

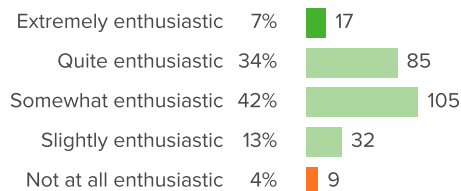
Change

▼ **4**

since last survey

How did people respond?

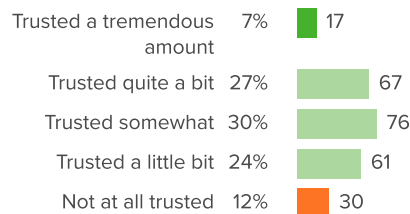
**Q.1: On most days, how enthusiastic are the students about being at school?**



▼ **1** from last survey

Favorable: **96%**

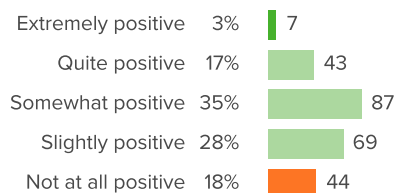
**Q.2: To what extent are staff trusted to work in the way they think is best?**



▼ **9** from last survey

Favorable: **88%**

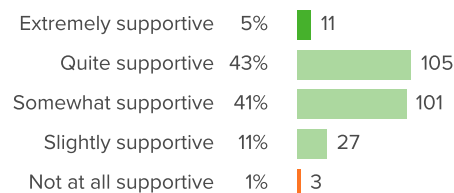
**Q.3: How positive are the attitudes of your colleagues?**



▼ **11** from last survey

Favorable: **82%**

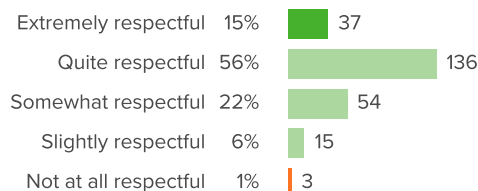
**Q.4: How supportive are students in their interactions with each other?**



▲ **0** from last survey

Favorable: **99%**

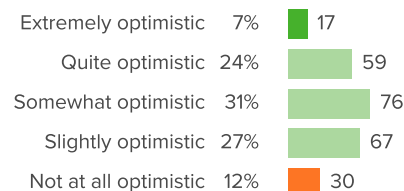
**Q.5: How respectful are the relationships between staff and students?**



▲ **0** from last survey

Favorable: **99%**

**Q.6: How optimistic are you that your school will improve in the future?**

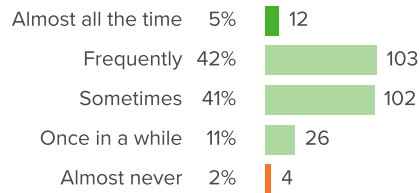


▼ **2** from last survey

Favorable: **88%**



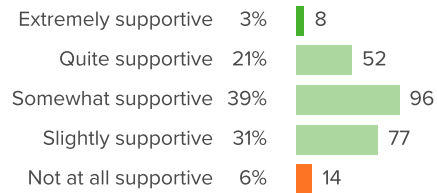
**Q.7: How often do you see students helping each other without being prompted?**



▲ 0 from last survey

Favorable: **98%**

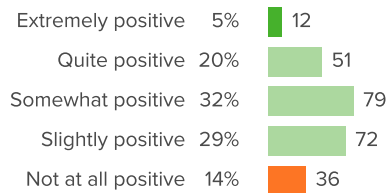
**Q.8: When new initiatives are presented at your school, how supportive are your colleagues?**



▲ 0 from last survey

Favorable: **94%**

**Q.9: Overall, how positive is the working environment at your school?**



▼ 7 from last survey

Favorable: **86%**



## Technology

Your average

**72%**

252 responses

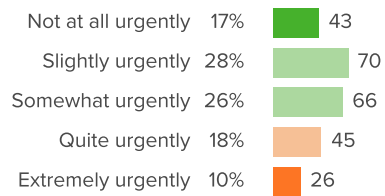
Change

▼ **1**

since last survey

How did people respond?

**Q.1: How urgently does your school's technology need to be updated?**



▼ **1** from last survey

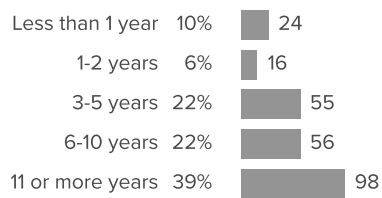
Favorable: **72%**



## Background Questions

How did people respond? \_\_\_\_\_

**Q.1: For how many years do you want to stay in your current profession?**



**Q.2: Please indicate your employee classification.**

